

# stick-it Together

A Collaborative  
Growth Mindset  
Activity



# Stick-it Together Growth MINDset

## About This Resource

This resource is a collaborative growth mindset for small groups in your classroom. Each page contains a different question about growth mindset (specifically, what students can say instead of fixed mindset phrases), spaces for them to include their individual answers (on sticky notes), a space for them to collaboratively build their best answer using the individual responses, and success criteria to follow.

You can have all groups answer the same question, or give different groups different questions to answer – it's up to you. Students will answer the question individually first (on their sticky note), all at the same time, and when all students in the group have completed their answers, they will stick their notes on the sheet. They will then take turns reading their answers aloud to the group. Then, working together, they will reflect on the strengths in their answers to take their individual responses and combine the best parts of them to form the best possible answer, making improvements as they construct the answer.

**Stick-it Together  
Growth MINDset**

**QUESTION:** What can you say instead of “this is too hard”? Why is this a better choice?

Name: \_\_\_\_\_

**CHANGE YOUR THINKING**

Name: \_\_\_\_\_

**Best Answer:**

\_\_\_\_\_

\_\_\_\_\_

\_\_\_\_\_

\_\_\_\_\_

\_\_\_\_\_

\_\_\_\_\_

\_\_\_\_\_

\_\_\_\_\_

Name: \_\_\_\_\_

Everyone finished their individual answers.  We listened to and respected everyone's thoughts.

Everyone explained their individual answers.  We double-checked our answer for proper grammar and spelling.

Everyone's ideas were included in best answer.

Copyright © 2015 J. Runde

Completed group response sheets could be placed under the document camera and projected so students can read the answers they came up with to the rest of the class.

I have also included two pages where students can write the old “fixed mindset” phrase (with a rain cloud) and then the new “growth mindset” phrase their group comes up with. After adding a little visual appeal to the pages, they will make a wonderful student-created bulletin board display.

# Stick-it Together Growth MINDset

## About This Resource (Cont'd)

### \*\*\* Notes:

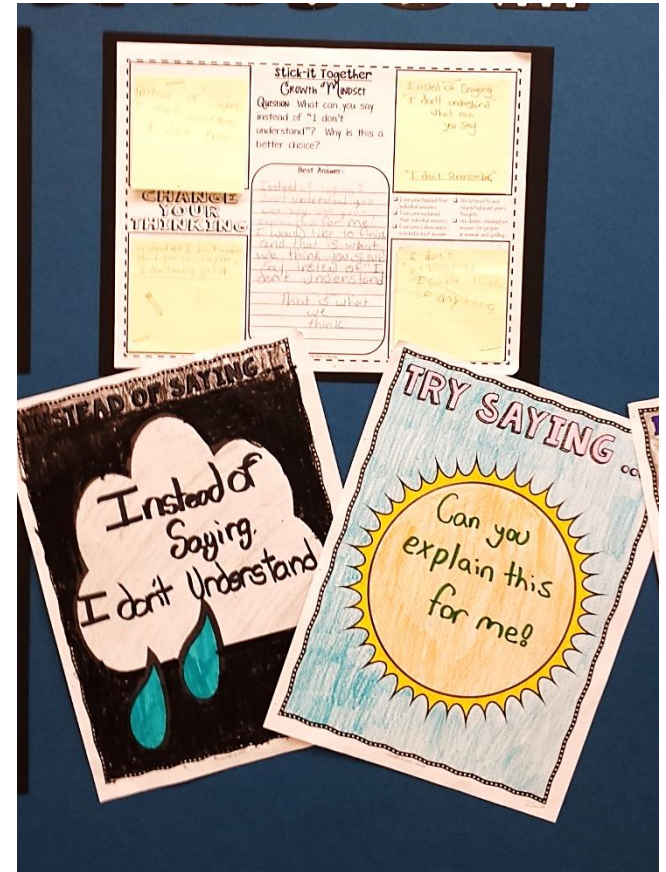
This activity can be easily completed with 3 group members, just leave one of the sticky note spaces on the page blank. I wouldn't suggest having less than 3 group members as the collaborative work with the group members is what is important to this process.

If a student needs more than one sticky note to complete his or her answer, that is fine. Simple "stick" as many notes as they need together.

If you don't have sticky notes, you can cut sticky note sizes of paper (3" x 3") for students to use, then tape or glue them to the sheet. I wouldn't recommend having them write their answers right onto the boxes because it will take too long for students to write their answers, with only one person being able to write at a time.

There is a space for each group member to write their names on the paper under where they will put their sticky notes.

I have also included a blank template in case you want to add your own specific question, or let your groups come up with their own questions. \*\*\* This page is not editable - you will have to write in your own question. \*\*\*



# Stick-it Together Growth Mindset - Completed Example

Growth Mindset is something you think you can't do but you really can. Growth mindset is important in the classroom this year because we all thought we couldn't do something and we shredded that something, and we will never think of that again.

Name: \_\_\_\_\_

## CHANGE YOUR THINKING

Growth mindset is something you can't do it and then you can because us think we can do stuff

Name: \_\_\_\_\_

## Stick-it Together Growth Mindset

QUESTION: What is growth mindset? Why is growth mindset important in our classroom?

Best Answer:

Growth Mindset is changing your thinking and we learn how to do the same thing in different ways. Growth Mindset is something you think you can't do but you really can. Growth Mindset is when your brain learns more. Growth Mindset is in our classroom because sometimes we have to change our thinking and figure out different things to do something

Copyright © 2015 J. Runde

growth mindset is changing your thinking. So we learn how to learn different ways to do one thing

Name: \_\_\_\_\_

- Everyone finished their individual answers
- Everyone explained their individual answers
- E  
in
- We listened to and respected everyone's thoughts
- We double-checked our answer for proper grammar and spelling
- e  
er

I think Growth Mindset is when your brain gets bigger it is in the classroom because we are a school to learn and make a smarter brain

Name: \_\_\_\_\_

























**INSTEAD OF SAYING ...**




**TRY SAYING ...**





Thank-you so much for downloading one of my resources.  
I sincerely hope you and your students ENJOY!

Be sure to follow me at my TPT store, my blog, or my facebook page for more classroom ideas and resources.



[www.rundesroom.com](http://www.rundesroom.com)

<http://www.teacherspayteachers.com/Store/Rundes-Room>

<https://www.facebook.com/pages/Rundes-Room>


© 2015 J. Runde: Runde's Room. All rights reserved. Purchase of this unit entitles the purchaser the right to reproduce the pages in limited quantities for his or her classroom use only. Duplication for an entire school, an entire school system, or commercial purposes is strictly forbidden without written permission from the author: Runde's Room: [jenrunde@yahoo.com](mailto:jenrunde@yahoo.com)

**Copying any part of this product and placing it on the internet in any form (even a personal/classroom website) is strictly forbidden and is a violation of the Digital Millennium Copyright Act (DMCA).**


**Credits:**




**You may enjoy some of my other Stick-It Together Collaborative Resources. Click on picture to see the file:**




**Reader Response**




**4<sup>th</sup> Grade Math**



**5<sup>th</sup> Grade Math**



**6<sup>th</sup> Grade Math**



**Back to School**

