


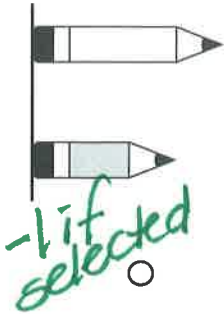


Chapter 11 scoring guide

deduct 1 point for each incorrect answer choice.

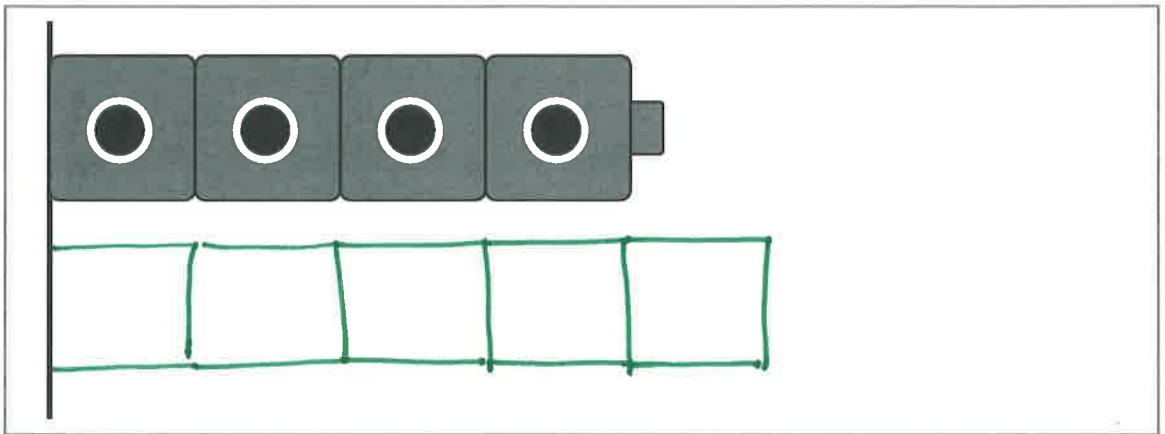
+2 possible

1




1 point

2



1 point

3

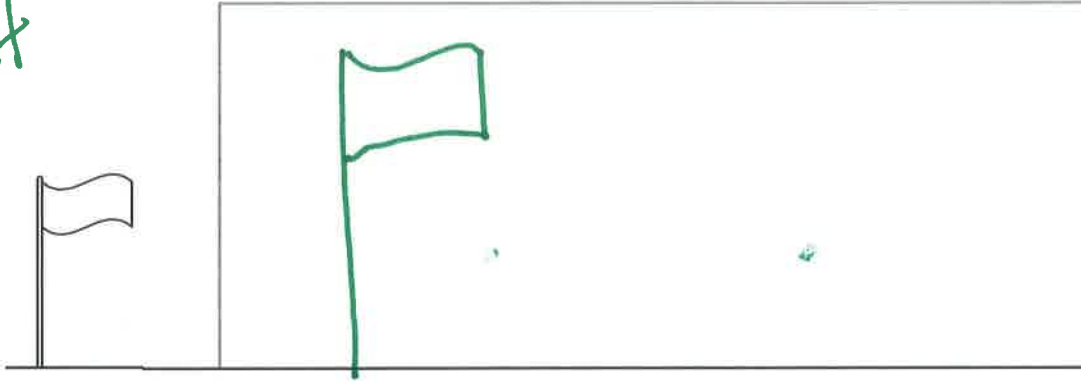


DIRECTIONS 1. Choose all the sets that have a white pencil that is shorter than the gray pencil. 2. Draw a cube train that is longer. 3. Circle the flower that is shorter.


GO ON

Name _____

4
1 point




5
2 points possible



1 point for correct representation
1 point for circling shorter string

6
2 points possible



1 point if colored blue

1 point if colored red

DIRECTIONS 4. This flag is shorter than another flag. Draw to show the other flag. 5. Draw two pieces of string of different lengths. Draw a circle around the string that is shorter. 6. Which tree is shorter than the first tree? Color it red. Which tree is taller than the first tree? Color it blue.

GO ON

Name _____

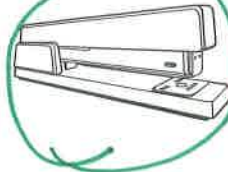
7
3 points possible



+1pt



+1pt



+1pt



-1 point if circled



8

3 points possible



+1

Yes

No

-1 if selected



+1

Yes

No

-1 if selected




Yes

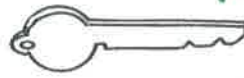
+1

No

9
2 points possible



+1 if correct length



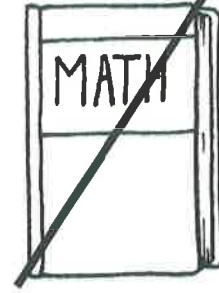
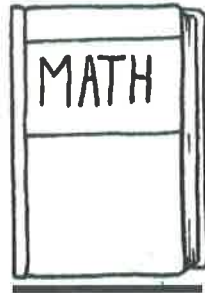
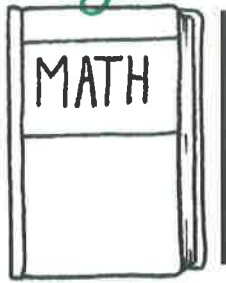
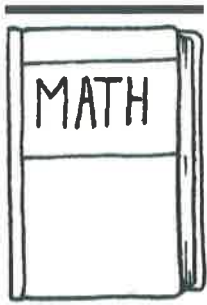
+1 if correct length

DIRECTIONS 7. Circle all the objects that are heavier than a marker.
8. Is the object lighter than the boot? Choose Yes or No. 9. Draw a line to show the height of the folder. Draw a line to show the length of the key.


GO ON

Name _____

10
+ 2 possible

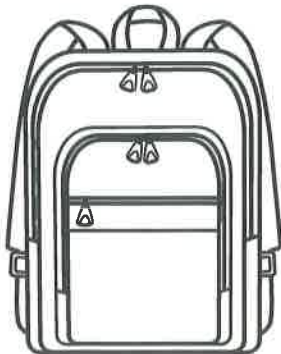


+ 2 possible



12

1 point



+1 for drawing of any correct object.

DIRECTIONS 10. Choose all of the pictures that have lines that show how to measure length. 11. Look at the objects. Circle the heavier object. Mark an X on the lighter object. 12. Draw an object that is lighter than a backpack.

