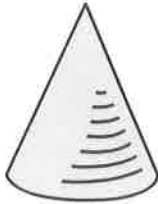


Name Kindergarten Chp 10
Scoring Guide

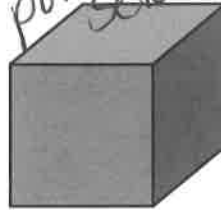
3pts
 1pt



1pt



minus a point if selected



1pt



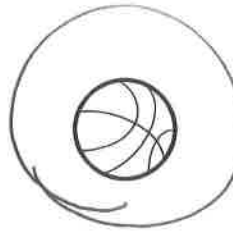
2pts



1pt

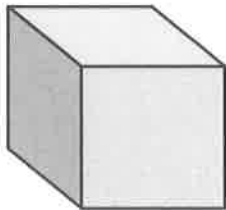


minus 1 point for ~~each~~ each incorrect choice



1pt

2pts



1pt

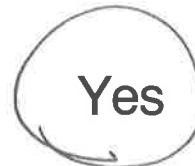
slides



No

1pt

stacks




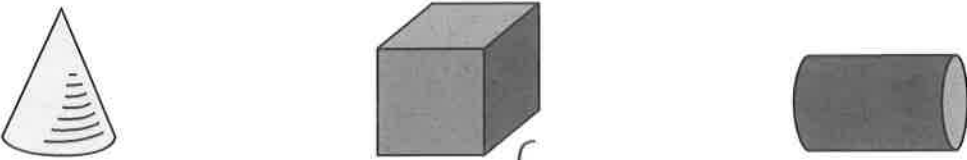
No

DIRECTIONS 1. Mark under all the shapes that roll. 2. Which objects are shaped like a sphere? Mark an X on each of those objects. 3. Do the words describe a cube? Circle Yes or No.



3pts = 3 correct matches
2pts = 2 correct matches
1pt = 1 correct match w/ NO incorrect matches

3pts

Handwritten lines connect the soup can to the cylinder, the party hat to the cone, and the checkerboard cube to the cube.


5
2pts

1pt

minus 1pt if selected

1pt

minus 1pt if selected



6
4pts

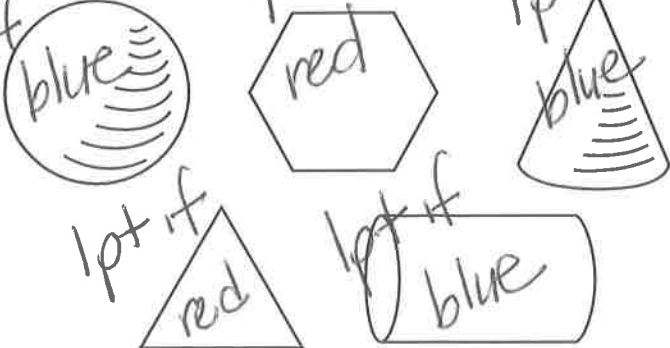
1pt if

1pt if

1pt if

1pt if

1pt for drawing any different shape



Handwritten labels: 'blue' on the circle, 'red' on the hexagon, 'blue' on the cone, 'red' on the triangle, and 'blue' on the rectangle.

DIRECTIONS 4. Draw lines to match the objects to their shapes.
5. Which objects are shaped like cones? Mark an X on each of those objects.
6. Color the solid shapes blue. Color the flat shapes red.
Draw another flat shape that is different.



Name _____

7

1 pt
for
drawing of
something shaped
like a cone

2 pts 8

1 pt

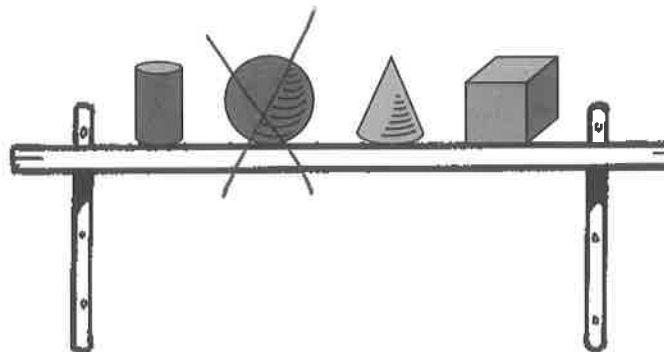
minus 1 pt

1 pt

minus 1 pt

9

1 pt



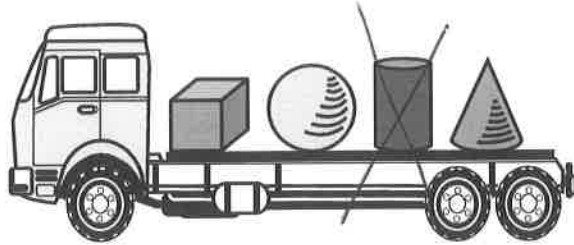
DIRECTIONS 7. Draw an object that has the shape of a cone. 8. Circle the shapes that show the cone above the cube. 9. Mark an X on the shape that is next to the cylinder.

GO ON


Name _____

10

1 pt




1 pt



12

1 pt



DIRECTIONS 10. Mark an X on the shape that is behind the sphere.
11. Mark an X on the bead shaped like a cylinder that is next to the bead shaped like a cone. 12. Mark an X on the object that is above the basketball net.

